

**road safety
learning resources
preschool**

activity sheets



Copyright notice for ICBC

©2020 Insurance Corporation of British Columbia. All rights reserved except as stated in this copyright notice. Sections of this resource copyrighted by the Insurance Corporation of British Columbia (“ICBC”) may be reproduced for use in any accredited educational institution without payment of royalty fees to ICBC, provided such reproduction is not sold or distributed for a fee and is not included in a publication which is supported by advertising of any kind.

Statement of Limitation

British Columbia has laws, regulations and rules prescribing our behaviour on the road (the “Law”). The material you are reading now relates to the Law, but ICBC cannot guarantee that it fully and accurately describes the Law. This material may be oversimplified, out of date, inapplicable, incomplete or incorrect. For this reason, you should research the Law, without relying on this material. ICBC does not accept any liability resulting from reliance on this material.

Acknowledgements


Many people within the Insurance Corporation of British Columbia and the wider professional community, have contributed to the creation of this resource. In particular, we acknowledge the work done by Sandy Hirtz (Writer) and Ted Couling (Illustrator).



Activity sheet

Traffic	Not Traffic

Activity sheet












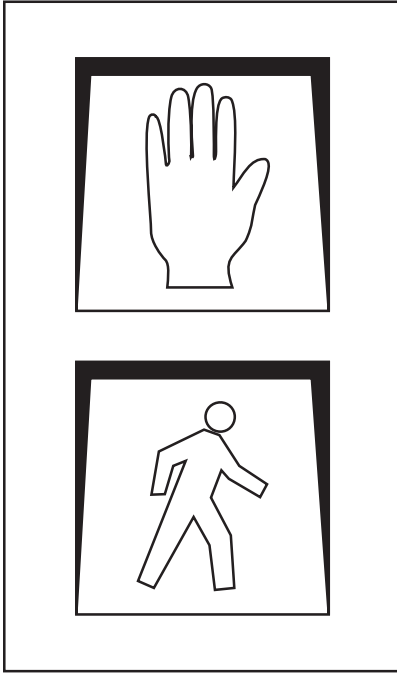
Activity sheet

	From the playground	From near the sidewalk
Smell — what can you smell?		
Sight — what can you see?		
Hearing — what can you hear?		
Touch — what can you feel/ touch?		
Taste — what can you taste?		

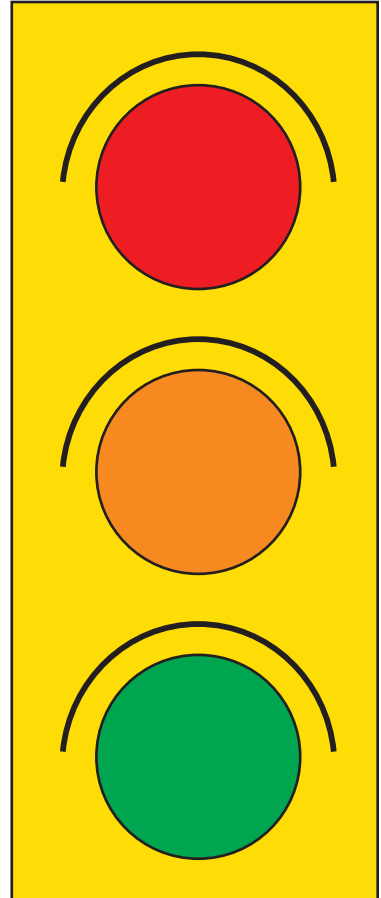
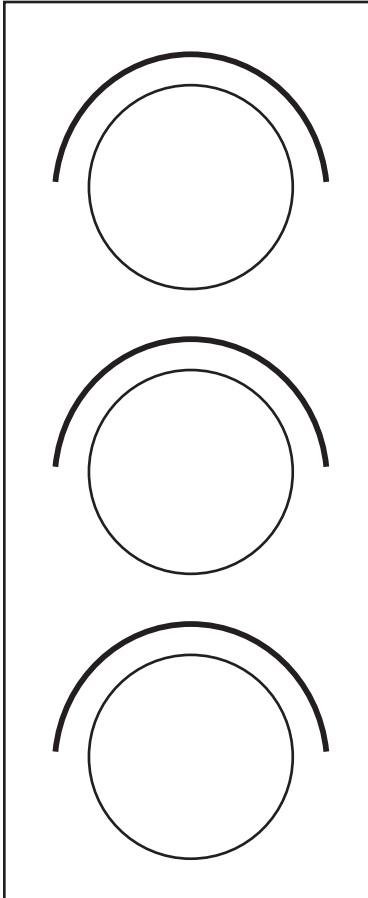
Activity sheet

 Cars	
 Buses	
 Trucks	
 Vans	
 Bicycles	
 Motorcycles	


Activity sheet



Activity sheet




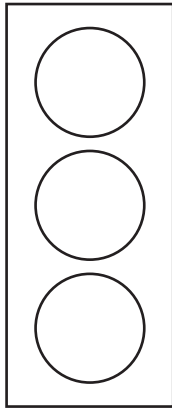
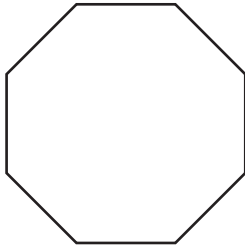


Activity sheet



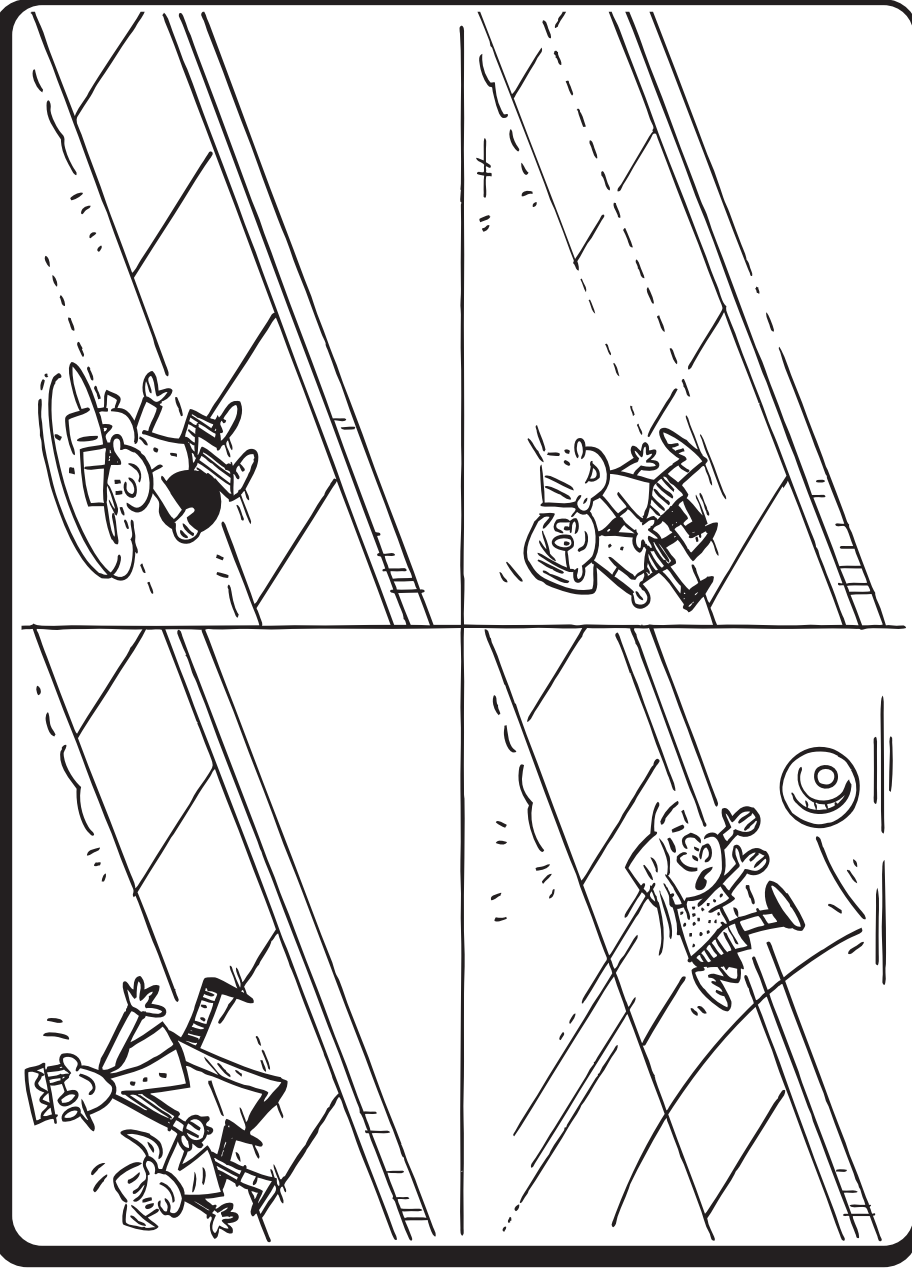
Activity sheet

T	P	O	S
---	---	---	---



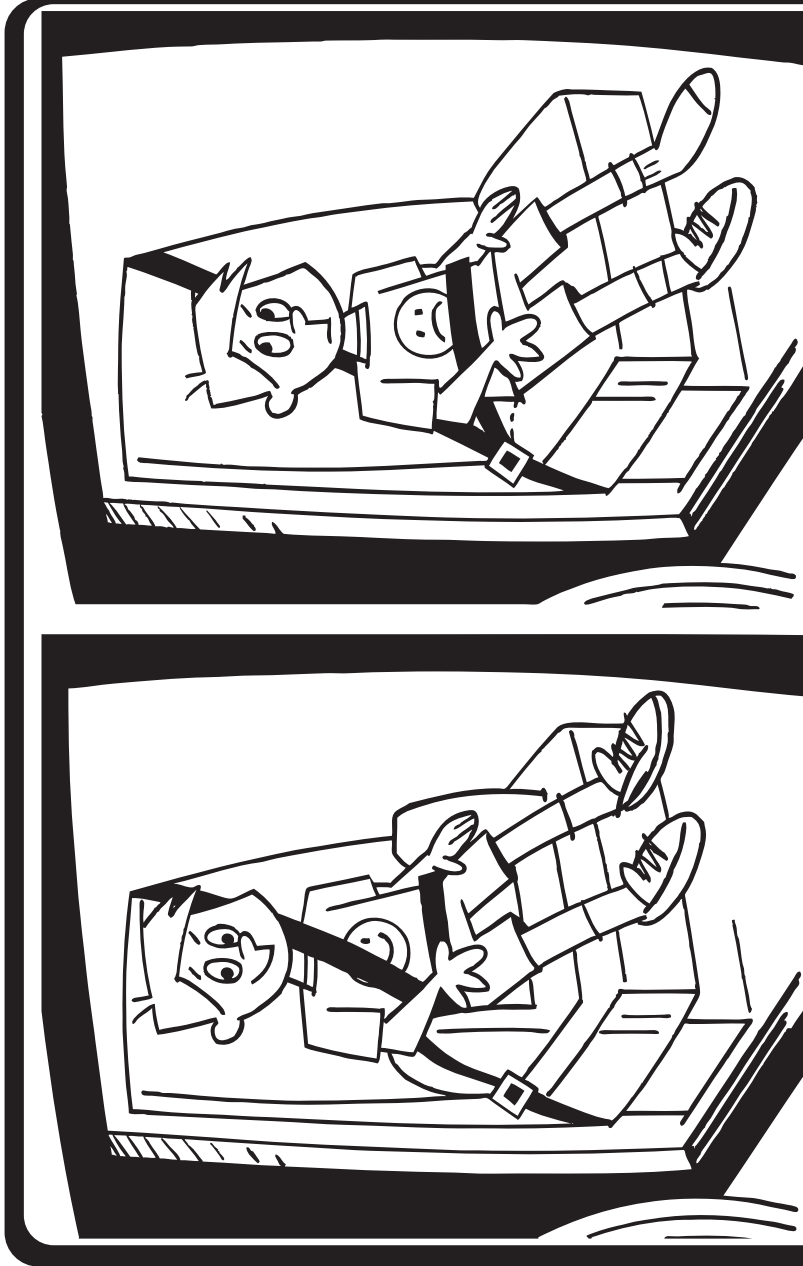
Activity sheet

sidewalk safety Put an X on the picture of the child making an unsafe choice.



Activity sheet

I need my booster seat.



I can find four ways that the children are different including two safety differences.

Activity sheet





Activity sheet

We buckle up for safety!

